

Norms of Publication

1. Articles must be written using Times New Roman font and 1.5 line spacing
2. Articles may be written in Spanish, English, French or Portuguese. Its content should have between 6,500 and 8,000 words, not including the Bibliographical References section. Notes, tables, graphics and appendices are included in these limits.
3. *Main title*
 - a. In the language of the article.
 - b. Font size: 14 pt.
 - c. In bold.
 - d. In all capital letters.

Example: **CARACTERIZACIÓN DEL MÉTODO DE ESTUDIO EN LA UNIVERSIDAD DE AUTOFAGASTA**

4. *Secondary title/s*
 - a. In Spanish or English.
 - b. Font size: 14 pt.
 - c. In bold.
 - d. In lowercase letters.

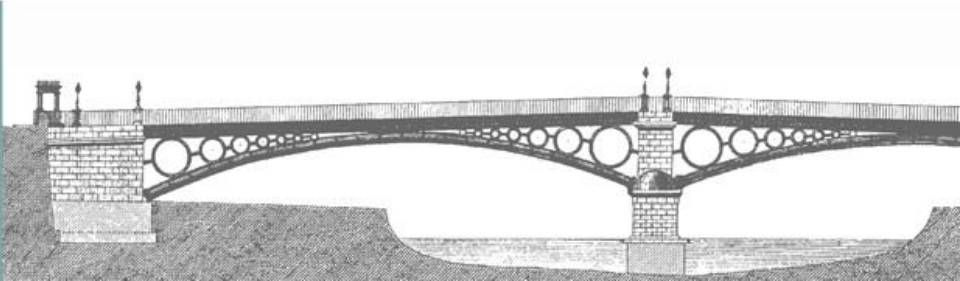
Example: **Characterization of the study method in the University of Autofagasta**

5. *Author/s.*
 - a. Under the secondary title/s.
 - b. Left aligned.
 - c. Font size: 10 pt.
 - d. Contents:
 - i. Complete name written in small capitals and in bold.
 - ii. Institution in lowercase letters.
 - iii. Country.
 - iv. E-mail.
 - e. Add a note at the end of the article (see number 12 for more information about the format of these notes) that contains a brief curriculum (3 or 4 lines). The number of the note (superscript) should be placed directly after the author in question.

Example:

NÉMESIS ANTÓNEZ^x
Facultad de Educación, Universidad de Autofagasta, Chile
antiguo@ae.et

6. *Abstract.*
 - a. Underneath author.
 - b. Font size: 9 pt.
 - c. Between 100 and 150 words maximum.
 - d. In the language of the article, in Spanish and in English.



- i. If the article is written in Spanish or English, an abstract in Spanish and in English should be included.
 - ii. If the article is written in Portuguese, an abstract in Portuguese, in Spanish and in English should be included.
 - iii. If the article is written in French, an abstract in French, in Spanish and in English.
- e. Write the following: **Abstract.** (in the correct language), and immediately after write the abstract (see the example in number 7).
7. *Key words.*
- a. Font size: 9 pt.
 - b. Between 4 and 6.
 - c. Under the abstract and written in the same language as this abstract.
 - d. The first letter in lowercase and separated by a comma. Write a period immediately after the last key word.
 - e. Write the following: **Key words:** (in the correct language) and immediate after write the key words (see the example below).
 - f. It is advisable to use terms that appear in the ERIC database thesaurus.

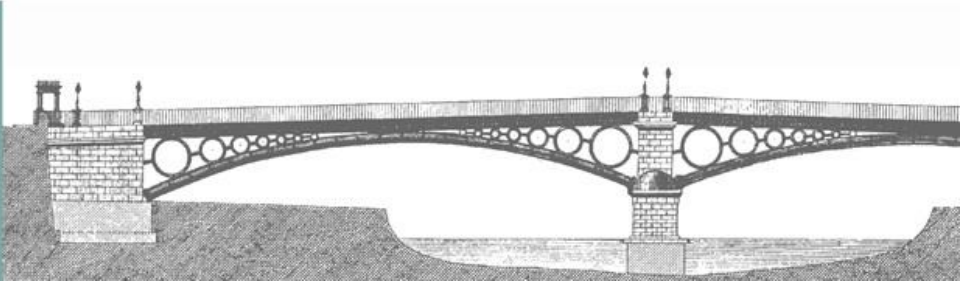
Example of numbers 6 and 7:

Resumen. Muy lejos, más allá de las montañas de palabras, alejados de los países de las vocales y las consonantes, viven los textos simulados. Viven aislados en casas de letras, en la costa de la semántica, un gran océano de lenguas. Un riachuelo llamado Pons fluye por su pueblo y los abastece con las normas necesarias. Hablamos de un país paraisomático en el que a uno le caen pedazos de frases asadas en la boca. Ni siquiera los todopoderosos signos de puntuación dominan a los textos simulados; una vida, se puede decir, poco ortográfica. Pero un buen día, una pequeña línea de texto simulado, llamada Lorem Ipsum, decidió aventurarse y salir al vasto mundo de la gramática. El gran Oxmox le desaconsejó hacerlo, ya que esas tierras estaban llenas de comas malvadas, signos de interrogación salvajes y puntos y coma traicioneros, pero el texto simulado no se dejó atemorizar.

Palabras clave: palabra 1, palabra 2, palabra 3, palabra 4.

Abstract. Far away, beyond the mountains of words, away from the countries of vowels and consonants, live simulated texts. They live isolated in houses of letters, on the coast of semantics, a great ocean of languages. A stream named Pons flows through its town and supplies them with the necessary standards. We are talking about a country in the parapsychology, where you have pieces of roasted phrases in your mouth. Not even the all-powerful punctuation marks dominate simulated texts; A life, it can be said, little spelling. But one day, a small line of mock text called Lorem Ipsum, decided to venture out into the vast world of grammar. The great Oxmox was discouraged to do so, since these lands were full of evil commas, wild question marks and treacherous commas, but the simulated text was not frightened.

Keywords: word 1, word 2, word 3, word 4.



Combined example of numbers 3-7.

CARACTERIZACIÓN DEL MÉTODO DE ESTUDIO EN LA UNIVERSIDAD DE AUTOFAGASTA

Characterisation of the study method in the University of Autofagasta

NÉMESIS ANTÓNEZ*

Facultad de Educación, Universidad de Autofagasta, Chile

antiguo@ae.et

Resumen. Muy lejos, más allá de las montañas de palabras, alejados de los países de las vocales y las consonantes, viven los textos simulados. Viven aislados en casas de letras, en la costa de la semántica, un gran océano de lenguas. Un riachuelo llamado Pons fluye por su pueblo y los abastece con las normas necesarias. Hablamos de un país paraisomático en el que a uno le caen pedazos de frases asadas en la boca. Ni siquiera los todopoderosos signos de puntuación dominan a los textos simulados; una vida, se puede decir, poco ortográfica. Pero un buen día, una pequeña línea de texto simulado, llamada Lorem Ipsum, decidió aventurarse y salir al vasto mundo de la gramática. El gran Oxmox le desaconsejó hacerlo, ya que esas tierras estaban llenas de comas malvadas, signos de interrogación salvajes y puntos y coma traicioneros, pero el texto simulado no se dejó atemorizar.

Palabras clave: palabra 1, palabra 2, palabra 3, palabra 4.

Abstract. Far away, beyond the mountains of words, away from the countries of vowels and consonants, live simulated texts. They live isolated in houses of letters, on the coast of semantics, a great ocean of languages. A stream named Pons flows through its town and supplies them with the necessary standards. We are talking about a country in the parapsychology, where you have pieces of roasted phrases in your mouth. Not even the all-powerful punctuation marks dominate simulated texts; A life, it can be said, little spelling. But one day, a small line of mock text, called Lorem Ipsum, decided to venture out into the vast world of grammar. The great Oxmox was discouraged to do so, since these lands were full of evil commas, wild question marks and treacherous commas, but the simulated text was not frightened.

Keywords: word 1, word 2, word 3, word 4.

8. *Title of the sections of the work.*

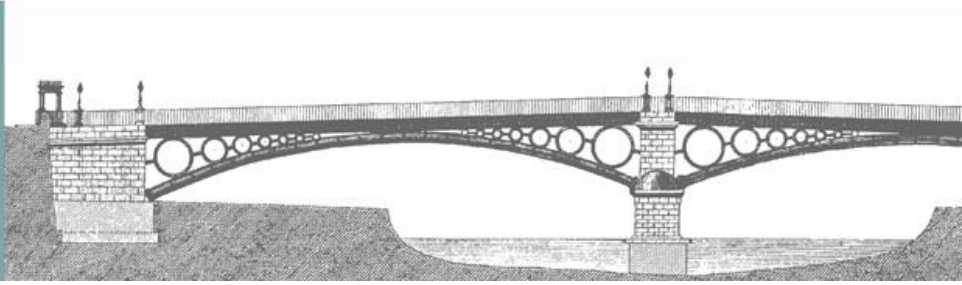
- a. Font size: 11 pt.
- b. In bold.
- c. In all capital letters.

Example: **INTRODUCTION**

9. *Title of the subsections of the work.*

- a. Font size: 11 pt.
- b. In bold.
- c. In lowercase letters.
- d. In the case that there are subsections in subsections, these should be written in the following format:
 - i. Font size: 11 pt.
 - ii. In italics.
 - iii. In lowercase letters.

Example of a subsection: **Method of study**



Example of a subsection inside a subsection: Population

10. *Body of text.* The body should be written with 11 pt. font. In addition, the titles should follow the format established in numbers 8 and 9 to adequately distinguish the extant sections and subsections.
11. *Pagination.* The article should have correct page numbers, using 9 pt. font.
12. *Notes.* Notes will be situated in a separate section before the bibliographic references. They should be numbered consecutively, making reference to these numbers with superscript. The section dedicated to these notes will have the title NOTES in 9 pt. font. The text of the notes should also be written in this size.

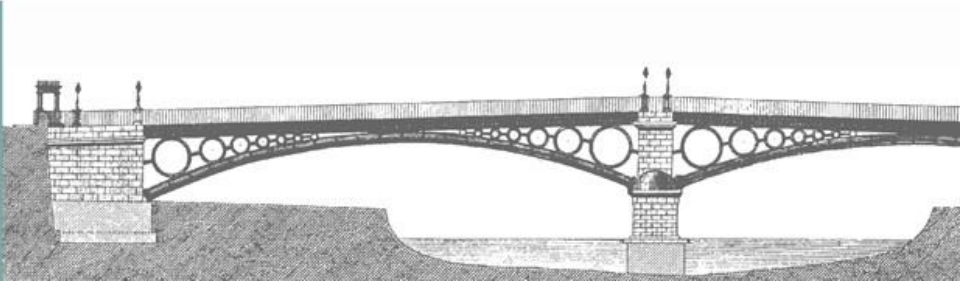
Example:

NOTES

¹ The notes should be written in a separate paragraph before the bibliographic references.

² Furthermore, they should be consecutively numbered.

13. It is essential that the outlines, drawings, graphics and images are saved in tif, eps, or jpeg format, with a minimum size of 12 cm wide and in high resolution (in general, 300 dpi; for images with written text, between 600 and 1200 dpi). Furthermore, they should be included in the appropriate place in the text and send in a separate folder, in a format that allows them to be opened for possible corrections.
14. *Tables, graphics and illustrations.*
 - a. APA sixth edition norms.
 - b. They should be situated in the appropriate place in the text.
 - c. They should be numbered consecutively using Arabic numerals.
 - d. The title should be placed in the top part of the object, center aligned, with 10 pt. font.
 - e. This title should be brief, clear, and illustrative, following the word "Table," "Figure" or "Graphic," as required, accompanied by the assigned number (they should be numbered sequentially with Arabic numerals in the text and as a whole).
 - f. With respect to the format of the table, the following instructions should be followed:
 - i. The general alignment of the table should be centered.
 - ii. The text will be written in 10 pt. font.
 - iii. The main row or column (the one that contains the titles of the table) should be shaded in gray, the text it contains will be written in bold and with a center alignment (see following example).
 - iv. The text of the rest of the cells will be written without bold, following these criteria:
 1. The cells in which only numbers are included will be center aligned.
 2. The cells that contain text will be left aligned.
 - v. The reference of the sources and/or the notes will follow this criteria:
 1. If the author has prepared them, no source will be indicated. In case of inserting notes in the lower part of the object, and with a 10 pt. font.
 2. If the author hasn't prepared them, the appropriate source should be indicated, in the lower part of the object, left aligned and with 10 pt. font (see following example).
 3. In no case should they be in bold or cursive. Furthermore, they will end with a period.



Example of the table:

Table 1. Example of table

Element 1	Element 2	Element 3	Element 4
The text should be left-aligned.	Numbers should be centered	6	7

Recuperado de Antónez (2015).

15. *Lists*. These must be indicated with numerals [1), 2), 3)...], letters [a), b), c)...], bullet points or em dashes (and should follow this hierarchical order for numbering inside of numbering)

Example:

1) One of the most important analysts gained popularity in the fifties and, for this reason, we can single out as the main culprits:

- a) Four of this author's best-sellers.
- b) Five other books from French authors.

16. *Bibliographical references*. These must be in a separate section after the notes section. The title must be **BIBLIOGRAPHICAL REFERENCES** in 9 pt. font. The text of the references must also be written in this size. The following features should be taken into account:

- a. Bibliographical references should be carefully documented, following the norms of the APA sixth edition norms that can be consulted at this webpage: <https://www.um.es/documents/378246/2964900/Normas+APA+Sexta+Edici%C3%B3n.pdf/27f8511d-95b6-4096-8d3e-f8492f61c6dc>
- b. These references should be alphabetically ordered.

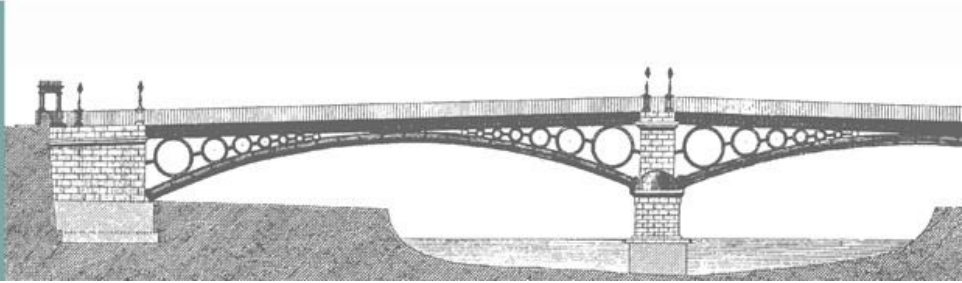
Bibliographical Information and News Items (reviews of theses and books). These will follow this structure:

a. *Book Reviews*

- i. Title of the book in lowercase, bold, and 10 pt. font.
- ii. Complete bibliographical reference taking into account the following:
 1. Authors in small caps.
 2. Indicate publisher, city, year, and number of pages.
- iii. At the end of the review, there should be included, right aligned, in italics, and in 9 pt. font:
 1. Complete name of the author of the review.
 2. Institution.

b. *Reviews of Theses*

- i. Title of the theses lowercase, bold, and 10 pt. font.
- ii. Author.
- iii. University.
- iv. Department.
- v. Reading Date.
- vi. Doctoral Program.
- vii. Director[s].



iv. At the end of the review, there should be included, right aligned, in italics, and in 9 pt. font:

1. Complete name of the author of the review.
2. Institution.

In both cases, the body of the text cannot exceed 5 pages with 2,100 characters with spaces per page.

Example of book review:

Characterization of the study method in the University of Autofagasta

ANTÓNEZ, N. Y NÉMESIS, A. (coord.)

Editorial Aguadulce, Barcelona, 2015, 300 pages.

(end of review)

Pepito Guadil Sanpedro
University of Autofagasta

Example of thesis review

Characterization of the study method in the University of Autofagasta

Author: Némesis Antónez Liebre

University. University of Autofagasta

Department. Department of History

Reading Date: 27 January 2017

Doctoral Program: Contemporary History

Director: Antónez Némesis Liebre

(end of review)

Pepito Guadil Sanpedro
University of Autofagasta

17. To obtain additional information, the UB manual of style can be consulted at this webpage: www.ub.edu/criteris-cub
18. All formal aspects of the journal *Enseñanza de las Ciencias Sociales* will be carefully reviewed by the technical team, and complete agreement with the criteria set forth will be required in order for the articles to be evaluated for possible publication. Very detailed examples of the different components are presented to the authors in order to facilitate the work of design and adaptation. For this reason, in the case that any necessary modifications are detected, authors will be contacted by email so that they can make all required changes. A time limit will be established for the return of the article with changes made. The revised version of the article will be sent by email to the following address: eccss@ub.edu