

# The University of Barcelona in Figures

October 2024



UNIVERSITAT DE  
BARCELONA



## UNIVERSITAT DE BARCELONA

Since it was founded in 1450, the University of Barcelona has worked tirelessly in the pursuit of academic and research excellence, and today it is looked to as a national and international leader in education, science and knowledge. Our work as an institution is grounded in quality and constant innovation. We adapt continuously to global challenges, channelling our commitment to diversity, solidarity and equality to provide solutions to the needs of society.

The UB is currently drafting a new institutional statute. Based on the principles of transparency, flexibility and collaboration, it will provide a contemporary legal framework adapted to the University's present and open to the future, consistent with its role as a creator and disseminator of knowledge and a key figure in social development and transformation.

The range of academic programmes offered by the University of Barcelona attracts more than sixty thousand students each year across the principle areas of knowledge: the humanities, life sciences, social sciences, experimental sciences and engineering. The vitality of university life, with the student firmly at its heart, also gives the institution an important role as a driver of social change.

The UB is the foremost institution in the Catalan university and research system, attracting more than 220 million euros in research funding and with 7,751 scientific publications, while it remains the only Spanish member of the prestigious League of European Research Universities (LERU). It has also

maintained its leading position among Spanish universities in major international rankings: it is in the world top two hundred according to the Academic Ranking of World Universities (ARWU) and once again boasts the most internationally influential research community, with more researchers in the Clarivate Analytics list of Highly Cited Researchers than any other Spanish university.

Below you will find the main figures corresponding to the UB's actions over the course of the academic year 2023-2024 in teaching, research, knowledge transfer and internationalization, as well as key data on the University's structure, activities and services.



Joan Guàrdia Olmos  
Rector



## COURSE OFFERING

- 72 bachelor's degrees
- 16 dual study pathways
- 173 university master's degrees
- 47 doctoral programmes
- 345 lifelong learning master's degrees
- 162 specialization diplomas
- 158 advanced university courses and diplomas
- 95 expert courses
- 7 microcredentials
- 1,202 lifelong learning courses (IL3)
- 1 UB-specific degree
- 12 bachelor's degrees, 15 university master's degrees and 1 doctoral programme taught at **affiliated centres**
- 13 Erasmus Mundus master's degrees



For the academic year **2024–2025**, the UB has approved **74** bachelor's degrees, **15** dual study pathways, **174** university master's degrees and **47** doctoral programmes.

For the **academic year 2024–2025**, 17,640 students have chosen the UB as their **first option**. This represents 31% of first-choice applications in the Catalan public university system. With 10,648 places offered, this puts the **demand ratio** for places at the UB at 1.7.

## STUDENTS

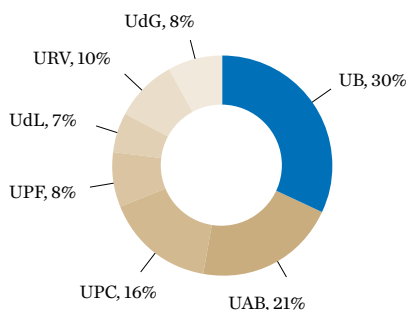
- 41,078 bachelor's degree students
- 5,679 university master's degree students
- 5,186 trainee researchers
- 10,856<sup>1</sup> postgraduate students

<sup>1</sup> Provisional data.

- 17 faculties
- 60 departments and 1 training and research unit
- 16 libraries
- 10 affiliated centres
- 667,368 sq m of constructed area
- €501,840,931 total budget
- €223,983,098 research funding secured
- 6,417 teachers and researchers
- 2,608 technical, management, and administrative and service staff

The University of Barcelona was placed **53rd** among the 684 universities analysed by the **QS Europe University Ranking** and is **the leading institution in Spain**.

## BACHELOR'S DEGREE STUDENTS IN THE CATALAN PUBLIC UNIVERSITY SYSTEM



- University of Barcelona (UB)
- Autonomous University of Barcelona (UAB)
- Polytechnic University of Catalonia (UPC)
- Pompeu Fabra University (UPF)
- University of Lleida (UdL)
- Rovira i Virgili University (URV)
- University of Girona (UdG)

Figures for the academic year 2023–2024.

Some of the figures in this document are subject to final confirmation.

● ● ● Among **new students**, perception of the UB's status as a leading institution was scored at **8.20** at bachelor's degree level, **7.91** at master's degree level and **8.35** at doctoral level.

● ● ● According to the AQU Catalunya study of graduate employment outcomes in 2023, **86.1%** of UB bachelor's degree graduates are **employed within one year of completing their degree**, the figure rising to **90.4%** for master's degree graduates.

## STUDENTS

|  | 2021-2022 | 2022-2023           | 2023-2024           | % women         |
|--|-----------|---------------------|---------------------|-----------------|
| New bachelor's degree students   | 10,083    | 10,174              | 10,313              | 65.9            |
| Bachelor's degree students   | 41,563    | 41,095              | 41,078              | 65.2            |
| Full-time-equivalent bachelor's degree students  | 36,372    | 35,993              | 36,117              | 65.9            |
| Bachelor's degree graduates  | 7,244     | 7,079               | na <sup>1</sup>     | na <sup>1</sup> |
| New university master's degree students  | 3,650     | 3,573               | 3,742               | 61.5            |
| University master's degree students  | 5,318     | 5,523               | 5,679               | 62.5            |
| Full-time-equivalent university master's degree students                               | 4,026     | 4,032               | 4,183               | 61.9            |
| University master's degree graduates   | 2,854     | 3,039               | na <sup>1</sup>     | na <sup>1</sup> |
| Bachelor's and university master's degree students (online) <sup>2</sup>               | 768       | 152                 | 43                  | 48.8            |
| Students at UB-affiliated centres (bachelor's and university master's degrees)         | 4,245     | 4,194               | 4,315               | 56.5            |
| Postgraduate students  | 14,241    | 12,321 <sup>3</sup> | 10,856 <sup>3</sup> | 67.7            |
| Lifelong learning students (IL3)   | 14,998    | 16,586              | 43,006 <sup>4</sup> | 64.0            |
| Students taking non-curricular placements (bachelor's and university master's degrees) | 2,535     | 2,040               | na <sup>1</sup>     | na <sup>1</sup> |

<sup>1</sup> Data not available.

<sup>2</sup> Through UNIBA-BCH, a UB-affiliated centre.

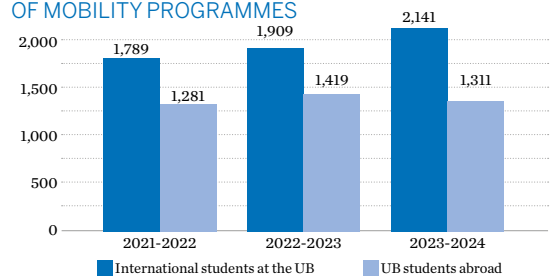
<sup>3</sup> Provisional data.

<sup>4</sup> Includes students enrolled in courses taught jointly with the Federació de Sanitat i Sectors Sociosanitaris (FSS-CCO) – Formació i Serveis d'Assessoria (FYSA).

## FURTHER TRAINING

|                               |       | % women |
|-------------------------------|-------|---------|
| School of Modern Languages    | 3,246 | 64.5    |
| Institute of Hispanic Studies | 3,440 | 57.6    |
| University of Experience      | 2,151 | 60.4    |
| Summer courses: Els Juliors   | 746   | 63.0    |
| Gaudir UB                     | 4,352 | 61.0    |

## STUDENT EXCHANGES IN THE FRAMEWORK OF MOBILITY PROGRAMMES



## OTHER STUDENTS

|   |        | % women |
|---|--------|---------|
| Language Services (Catalan language courses)    | 2,069  | 66.1    |
| Institute of Professional Development (IDP)     | 15,493 | 70.0    |
| University Extension courses for older learners | 3,271  | 74.0    |

## INTERNATIONALIZATION

|   |                     |
|---|---------------------|
| Agreements with universities and other foreign institutions | 2,852               |
| Active Erasmus+ projects                                    | 59                  |
| Student nationalities                                       | 144 <sup>1</sup>    |
| International students                                      | 10,791 <sup>1</sup> |
| International teaching and research staff                   | 461                 |

<sup>1</sup> Provisional data.

## TEACHING INNOVATION, ASSESSMENT AND IMPROVEMENT

|   |      |
|---|------|
| Consolidated teaching innovation groups                                     | 97   |
| Active teaching improvement and innovation projects                         | 147  |
| Members of the UB community involved in active teaching innovation projects | 796  |
| % of PDI involved in training activities at the IDP                         | 83.2 |
| PDI registered for teaching assessment                                      | 511  |

● ● ● In the **THE Impact Rankings 2024**, the University of Barcelona is ranked **24th** internationally for its impact on progress towards the achievement of **quality education** for all, the fourth of the seventeen UN Sustainable Development Goals.

## FACULTIES

| Faculties                          | Bachelor's degrees <sup>1</sup> |               |                |                               |                       | University master's degrees <sup>3</sup> |              |                |                       | PDI          |
|------------------------------------|---------------------------------|---------------|----------------|-------------------------------|-----------------------|--|--------------|----------------|-----------------------|--------------|
|                                    | Courses offered <sup>2</sup>    | New students  | Total students | Full-time-equivalent students | Graduates (2022-2023) | Courses offered                          | New students | Total students | Graduates (2022-2023) |              |
| <b>Faculties</b>                   | <b>61</b>                       | <b>10,313</b> | <b>41,078</b>  | <b>36,117</b>                 | <b>7,079</b>          | <b>158</b>                               | <b>3,742</b> | <b>5,679</b>   | <b>3,039</b>          | <b>6,417</b> |
| Biology                            | 6                               | 505           | 1,942          | 1,802                         | 380                   | 16                                       | 369          | 493            | 289                   | 382          |
| Chemistry                          | 3                               | 338           | 1,496          | 1,276                         | 214                   | 11                                       | 182          | 234            | 135                   | 279          |
| Earth Sciences                     | 2                               | 127           | 411            | 373                           | 88                    | 4  | 48           | 64             | 41                    | 109          |
| Economics and Business             | 5                               | 1,605         | 6,690          | 5,898                         | 981                   | 18                                       | 386          | 644            | 263                   | 644          |
| Education                          | 5                               | 1,461         | 5,766          | 5,138                         | 1,207                 | 13                                       | 623          | 820            | 589                   | 664          |
| Fine Arts                          | 3                               | 451           | 1,548          | 1,390                         | 262                   | 5  | 40           | 65             | 40                    | 229          |
| Geography and History              | 5                               | 775           | 2,684          | 2,174                         | 408                   | 12                                       | 321          | 617            | 234                   | 297          |
| Information and Audiovisual Media  | 2                               | 164           | 590            | 467                           | 93                    | 5  | 79           | 146            | 50                    | 83           |
| Law                                | 6                               | 1,310         | 5,204          | 4,486                         | 894                   | 12                                       | 289          | 524            | 248                   | 450          |
| Mathematics and Computer Science   | 2                               | 237           | 1,133          | 824                           | 173                   | 4  | 62           | 79             | 34                    | 118          |
| Medicine and Health Sciences       | 5                               | 613           | 2,753          | 2,663                         | 490                   | 9  | 279          | 368            | 275                   | 1,581        |
| Nursing                            | 1                               | 520           | 1,688          | 1,620                         | 349                   | 3  | 62           | 96             | 32                    | 163          |
| Pharmacy and Food Sciences         | 3                               | 537           | 2,500          | 2,263                         | 410                   | 7  | 162          | 181            | 157                   | 394          |
| Philology and Communication        | 10                              | 789           | 2,832          | 2,555                         | 424                   | 9  | 169          | 291            | 144                   | 342          |
| Philosophy                         | 1                               | 209           | 714            | 574                           | 100                   | 6  | 115          | 177            | 51                    | 76           |
| Physics                            | 2                               | 239           | 1,097          | 879                           | 206                   | 13                                       | 255          | 348            | 189                   | 280          |
| Psychology                         | 1                               | 433           | 2,030          | 1,735                         | 400                   | 10                                       | 235          | 407            | 205                   | 326          |
| % women                            | —                               | 65.9          | 65.2           | 65.7                          | 66.7                  | —  | 61.5         | 62.5           | 63.3                  | 49.6         |
| UB-affiliated centres <sup>4</sup> | 12                              | 1,112         | 3,896          | 3,586                         | 854                   | 15                                       | 348          | 462            | 350                   | 331          |

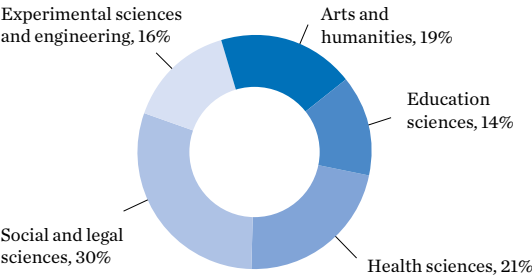
<sup>1</sup> Includes data from the UB-specific degree in Private Investigation, taught at the Faculty of Law.

<sup>2</sup> Includes data from the bachelor's degree in Biomedical Sciences, taught at the faculties of Biology and of Medicine and Health Sciences.

<sup>3</sup> Includes the CHARM-EU master's degree and enrolled students.

<sup>4</sup> Includes students at UNIBA-BCH (on line).

## BACHELOR'S DEGREE AND UNIVERSITY MASTER'S DEGREE STUDENTS, BY BRANCH OF KNOWLEDGE



● ● ● Average **ratings for teaching staff** are **7.72** among bachelor's degree students and **8.34** among university master's degree students.

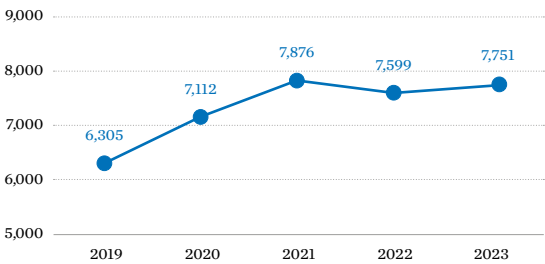


RESEARCH FUNDING SECURED THROUGH COMPETITIVE AND NON COMPETITIVE CHANNELS

|  | 2021           | 2022           | 2023           |
|--|----------------|----------------|----------------|
| <b>Total funding</b> (thousands of euros)  | <b>191,918</b> | <b>253,443</b> | <b>223,983</b> |
| Research projects  | 47,551         | 90,857         | 66,436         |
| Complementary actions  | 54             | 70             | 42             |
| Grants for human resources   | 26,730         | 34,680         | 19,314         |
| Other grants   | 4,586          | 8,683          | 17,317         |
| Infrastructure   | 20,177         | 44             | –              |
| Research agreements  | 1,346          | 2,995          | 3,151          |
| Bosch i Gimpera Foundation (FBG) and other research contracts                          | 10,653         | 11,923         | 13,353         |
| Services provided by the Science and Technology Centres (CCiTUB) to other institutions | 2,890          | 2,843          | 3,037          |
| Funding secured by UB researchers at institutions with UB participation <sup>1</sup>   | 77,931         | 101,348        | 101,333        |

<sup>1</sup> Centre for Ecological Research and Forestry Applications (CREAF), AgriGenomics Research Centre (CRAG), Clinic Foundation for Biomedical Research (FCRB), Barcelona Institute of International Studies (IBEI), Barcelona Institute of Economics (IEB), Institute of Space Studies of Catalonia (IEEC), Bellvitge Institute for Biomedical Research (IDIBELL), Institute for Bioengineering of Catalonia (IBEC), Institute of Biomedical Research (IRB), Josep Carreras Leukaemia Research Institute (IJC), Catalonia Institute of Energy Research (IREC), Sant Joan de Déu Research Institute (IRSJD), Barcelona Institute for Global Health (ISGlobal).

INDEXED SCIENTIFIC PUBLICATIONS (WOS)



DOCTORAL STUDIES

|   | 2021-2022 | 2022-2023 | 2023-2024        |
|---|-----------|-----------|------------------|
| Trainee researchers                         | 5,007     | 4,990     | 5,186            |
| Female trainee researchers (%)              | 56.2      | 57.2      | 57.0             |
| Projects in industrial doctorate programmes | 17        | 20        | 18               |
| Doctoral theses read                        | 672       | 742       | 661 <sup>1</sup> |

<sup>1</sup> Provisional data.

ENTREPRENEURSHIP

|  |       |
|--|-------|
| Projects incubated in StartUB!                               | 60    |
| Start-ups created  | 16    |
| People receiving training in innovation and entrepreneurship | 1,367 |

TECHNOLOGY AND KNOWLEDGE TRANSFER

|                       |     |
|-----------------------|-----|
| FBG contracts         | 663 |
| License agreements    | 11  |
| Research spin-offs    | 2   |
| Patent applications   | 153 |
| Invention disclosures | 51  |

RESEARCH

|  |       |
|--|-------|
| Active research projects                 | 1,283 |
| Horizon Europe and Horizon 2020 projects | 36    |
| European Research Council (ERC) projects | 5     |
| Research groups                          | 258   |

RESEARCH STRUCTURES

|   |    |
|---|----|
| UB research institutes                    | 16 |
| Research institutes with UB participation | 10 |
| University research institutes            | 2  |
| UB research centres                       | 5  |
| Observatories and documentation centres   | 15 |

RESEARCH STAFF

|   | % women |      |
|---|---------|------|
| Ratio of PDI engaged in research / full-time-equivalent PDI ratio | 76.8    |      |
| Teaching staff engaged in research                                | 2,561   | 46.9 |
| Senior researchers <sup>1</sup>                                   | 130     | 39.2 |
| Junior researchers <sup>2</sup>                                   | 82      | 41.5 |
| Postdoctoral researchers <sup>3</sup>                             | 253     | 51.8 |
| Trainee predoctoral researchers                                   | 628     | 50.8 |
| Research technicians/assistants                                   | 633     | 56.2 |
| FBG researchers   | 308     | 50.0 |
| FBG research technicians/assistants                               | 105     | 73.3 |

<sup>1</sup> Includes CIBER, ICREA and Ramón y Cajal researchers and other groups.

<sup>2</sup> Includes SECTI, María Zambrano, Beatriu de Pinós and Juan de la Cierva researchers and other groups.

<sup>3</sup> Includes Margarita Salas researchers and other groups.

●●● The **Barcelona Science Park** is a leading European centre for research, technology transfer and innovation in life sciences, with a total built area of 100,000 sq m that is home to 118 resident groups and bodies and 3,453 health-sector professionals.

## TEACHING AND RESEARCH STAFF (PDI)

|   |              | % women     |
|---|--------------|-------------|
| <b>Total PDI</b>  | <b>6,417</b> | <b>49.6</b> |
| Full professors   | 452          | 31.6        |
| University school full professors                         | 5            | 60.0        |
| Associate professors ( <i>titular</i> )                   | 615          | 45.0        |
| University school associate professors ( <i>titular</i> ) | 56           | 44.6        |
| Non-statutory full professors                             | 108          | 38.0        |
| Senior lecturers ( <i>agregat</i> )                       | 804          | 50.4        |
| Assistant professors                                      | 460          | 50.0        |
| Collaborating lecturers on an open-ended contract         | 44           | 61.4        |
| Adjunct lecturers   | 2,277        | 52.2        |
| Adjunct medical lecturers                                 | 930          | 56.3        |
| Researchers   | 286          | 48.3        |
| Substitute lecturers                                      | 283          | 55.1        |
| Visiting lecturers  | 22           | 63.6        |
| Emeritus professors                                       | 75           | 17.3        |
| <b>PDI with permanent affiliation<sup>1</sup></b>         | <b>2,084</b> | <b>44.2</b> |
| <b>Full-time-equivalent PDI (teaching hours)</b>          | <b>4,111</b> | <b>49.0</b> |
| <b>Full-time-equivalent PDI (contract hours)</b>          | <b>3,337</b> | <b>47.9</b> |

<sup>1</sup> Includes statutory PDI (full professors and associate professors (*titular*)), associate professors (*agregat*), collaborating lecturers on an open-ended contract, and non-statutory full professors.

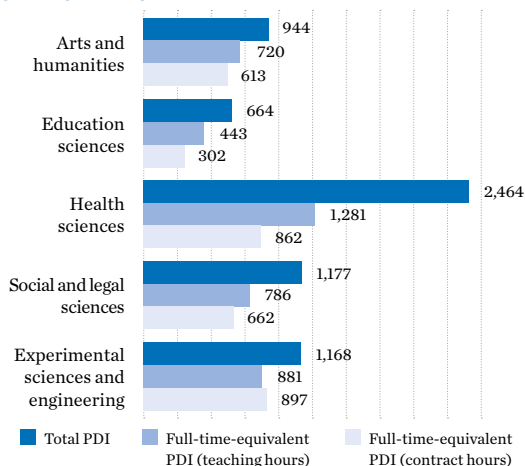
## SERVICES

|  |           |
|--|-----------|
| Reading desks in libraries   | 6,443     |
| Monographs and print journals                                      | 1,688,364 |
| Audiovisual materials and digital resources                        | 544,535   |
| Library loans  | 422,368   |
| Students with specific educational needs receiving support         | 1,507     |
| Hours of sign language interpreting offered to students            | 1,229     |
| Grant holders in UB services and faculties                         | 406       |
| Participants in career guidance activities                         | 7,977     |
| Alumni members   | 10,167    |
| UB Sports users  | 19,226    |
| Direct beneficiaries of activities of the UB Solidarity Foundation | 122,192   |

## CULTURAL ACTIVITIES

|   |       |
|---|-------|
| Visitors attending guided tours           | 3,632 |
| Concerts in the Season of Music at the UB | 16    |
| Collections in the UB's Virtual Museum    | 32    |

## TEACHING AND RESEARCH STAFF (PDI) BY BRANCH OF KNOWLEDGE



- ● ● The UB established the **UB-Fundació Cassià Just – Cuina Justa Chair on Integration of People with Disabilities**, which will carry out actions in areas including training, awareness-raising, research and knowledge transfer to contribute to the wider inclusion of people with disabilities.

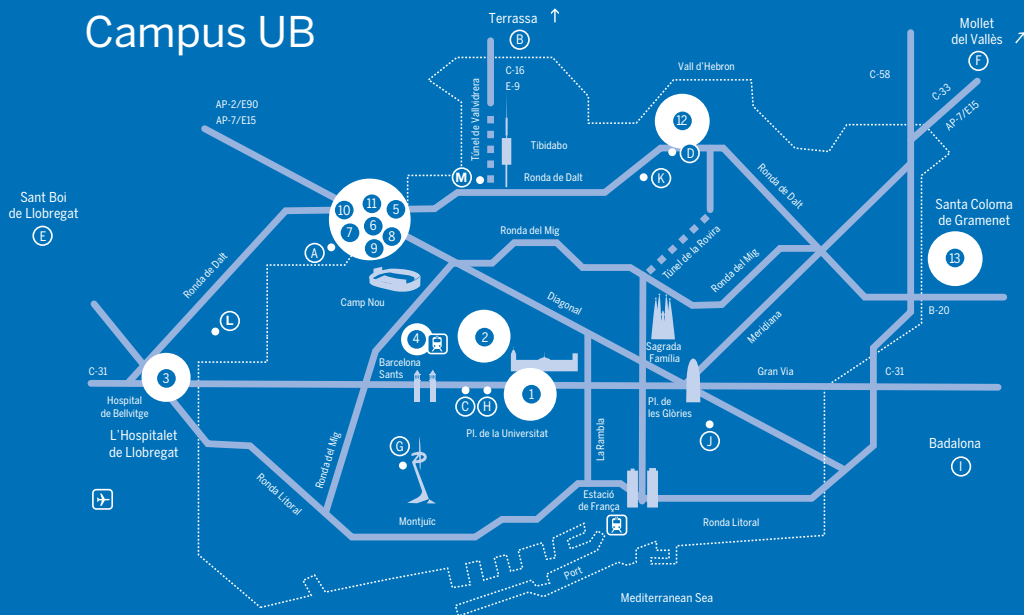
## TECHNICAL, MANAGEMENT, AND ADMINISTRATIVE AND SERVICE STAFF (PTGAS)

|   |              | % women     |
|---|--------------|-------------|
| <b>Total PTGAS</b>                          | <b>2,608</b> | <b>62.8</b> |
| Statutory PTGAS                             | 1,167        | 76.6        |
| Non-statutory PTGAS                         | 1,441        | 51.6        |
| <b>PTGAS/PDI ratio</b>                      |              | <b>0.41</b> |
| <b>PTGAS/full-time-equivalent PDI ratio</b> |              | <b>0.63</b> |

## BUDGET

|  |                |
|--|----------------|
| <b>Income (thousands of euros)</b>           | <b>501,841</b> |
| Chapter 3. Fees and other income             | 90,847         |
| Chapter 4. Current transfers                 | 344,729        |
| Chapter 5. Additions to capital              | 15,139         |
| Chapter 6. Disposals of property             | 7,780          |
| Chapter 7. Capital transfers                 | 43,346         |
| <b>Expenditure (thousands of euros)</b>      | <b>501,841</b> |
| Chapter 1. Staff costs                       | 347,908        |
| Chapter 2. Acquisition of goods and services | 90,515         |
| Chapter 3. Financial costs                   | 1,317          |
| Chapter 4. Current transfers                 | 5,558          |
| Chapter 6. Real investments                  | 54,213         |
| Chapter 9. Financial liabilities             | 2,330          |

# Campus UB



- 1** Plaça Universitat Campus and Raval Campus
- Faculty of Geography and History
  - Faculty of Mathematics and Computer Science
  - Faculty of Philology and Communication
  - Faculty of Philosophy
  - Institute of Hispanic Studies
  - Rector's Office, General Manager's Office and general services

- 2** Clinic Campus
- Faculty of Medicine and Health Sciences
  - Faculty of Nursing
  - Hospital Clinic of Barcelona

- 3** Bellvitge Campus
- Faculty of Medicine and Health Sciences
  - Faculty of Nursing
  - University Hospital of Bellvitge

- 4** Sants Campus
- Faculty of Information Science and Audiovisual Media
  - General services

- Diagonal Campus**
- Faculty of Economics and Business
  - Faculty of Law
  - Faculty of Biology
  - Faculty of Chemistry
  - Faculty of Earth Science
  - Faculty of Fine Arts
  - Faculty of Pharmacy and Food Science
  - Faculty of Physics
  - Science and Technology Centres
  - Barcelona Science Park
  - Penyaforat-Montserrat Hall of Residence
  - Yugo Aleu University Residence
  - Pavelló Rosa – General services
  - Sports
  - Student Support Service (SAE)

- 12** Mundet Campus
- Faculty of Education
  - Faculty of Psychology
  - Institute for Professional Development (IDP)

- 13** Torribera Campus
- Faculty of Pharmacy and Food Science

- A** ■ School of New Interactive Technologies (ENTI)
- B** ■ School of Cinema and Audiovisual Studies of Catalonia (ESCAC)
- C** ■ School of Public Relations (ESRP)
- D** ■ Barcelona School of Tourism, Hospitality and Gastronomy (CETT-UB)
- E** ■ Sant Joan de Déu Teaching Campus
- F** ■ Institute of Public Safety of Catalonia (ISPC)
- G** ■ National Institute of Physical Education of Catalonia (INEFC)
- H** ■ Alumni
- Doctoral School
- School of Modern Languages (EIM)
- I** ■ El Carme Cultural Center
- J** ■ Institute for Lifelong Learning (IL3)
- K** ■ Center for International Historical Studies (CEHI)
- L** ■ International University Center of Barcelona (UNIBA) – Barcelona Culinary Hub (BCH)
- M** ■ CEI International Affairs
- Doctors' Senate
- Finca Pedro i Pons
- Ombuds Officer

Gran Via de les Corts Catalanes, 585  
08007 Barcelona  
934 021 100  
ub.edu



UNIVERSITAT DE  
BARCELONA

Member of

LE  
RU

Founder of

CHARM-EU

International  
Excellence

