

# The University of Barcelona in figures

October 2012



Universitat de Barcelona

# The University of Barcelona

Since it was founded in 1450, the University of Barcelona has become a benchmark institution for teaching, scientific research and knowledge creation in Spain and abroad. Its dynamic, critical and constructive qualities have always been placed at the service of the community and the country, where it strives to uphold the principles of freedom and equality and pursue its commitment to progress.

The UB's broad-ranging academic offering covers all the main areas of knowledge, with its eighteen faculties and its university school accommodating some ninety thousand students each year. In research, the UB works in innovative disciplines such as biomedicine and biotechnology but is also active in more traditional fields including experimental sciences, social sciences, the humanities, health, and fine arts, and its researchers publish in the most prestigious international journals.

Alongside teaching and research, areas such as internationalization, innovation, social and environmental responsibility, good governance, gender equality and ageing complete the portfolio of activities and initiatives carried out by the UB during the academic year 2011-2012.

The University of Barcelona now boasts two Campuses of International Excellence, the HUBc health campus and the BKC knowledge campus, the latter in conjunction with the Polytechnic University of Catalonia. As

a research-intensive university, the UB generates more scientific output and achieves higher research performance indicators than any other higher education institution in Spain.

The figures recorded here summarize the University of Barcelona's activities over the course of the last academic year and give an idea of the work carried out.



Dídac Ramírez  
Rector

A handwritten signature in black ink, which appears to read 'Dídac Ramírez', followed by a vertical line.

- 5 EHEA bachelor's degrees and 6 university master's degrees taught at UB-affiliated centres, 5 Erasmus Mundus master's degrees, and 31 doctoral programs with national Excellence Awards.



## The students

	2009-10	2010-11	2011-12
EHEA bachelor's degree students	10,762	22,328	31,531
New EHEA bachelor's degree students	7,914	10,911	11,014
Non-EHEA bachelor's degree students	38,073	26,227	15,915
New non-EHEA bachelor's degree students	4,061	804	725
Full-time-equivalent bachelor's degree students (EHEA and non-EHEA)	38,536	39,814	39,471
University master's degree students	4,993	5,235	5,484
New university master's degree students	3,101	3,366	3,240
Doctoral students	3,627	4,229	4,681
Postgraduate students (UB-specific courses)	9,520	10,175	8,500 <sup>1</sup>
University extension courses	1,304	1,229	906 <sup>1</sup>
Lifelong learning students (IL3)	28,535	24,019	17,371
Students at UB-affiliated centres (EHEA and non-EHEA bachelor's degrees and university master's)	3,376	3,219	3,164
International students (under exchange agreements)	1,660	1,829	1,926
UB students abroad (under exchange agreements)	893	1,072	1,187
Students in non-curricular placements	1,898	1,831	2,183 <sup>1</sup>

<sup>1</sup>Provisional data

Other students	2011-12	% women
School of Modern Languages	5,284	64.0
Institute of Hispanic Studies	2,239	67.9
Catalan courses	1,540	69.2
Summer courses	1,169	61.1
Institute of Education Sciences	9,314	69.0
Activities for Senior Citizens	3,663	78.0
University of Experience	283	64.0

## Virtual Campus

	2011-12
% educational material electronically available <sup>1</sup>	83.1
Users	80,804
Accesses	15,606,581

<sup>1</sup> Cycles, degrees and master's subjects

- The University of Barcelona has signed agreements with 94 of the top 200 universities worldwide (Times Higher Education Supplement).

- The UB brings together students of 121 nationalities.

## Teaching improvement and innovation

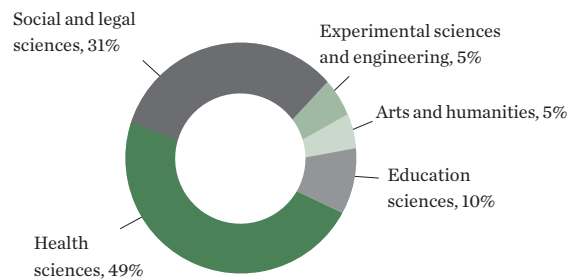
	2011-12
Teaching innovation	
Consolidated teaching innovation groups	71
Teaching innovation groups	7
Financed teaching innovation projects	107
TRS participating in ICE training courses (%)	55.2

## Internationalization

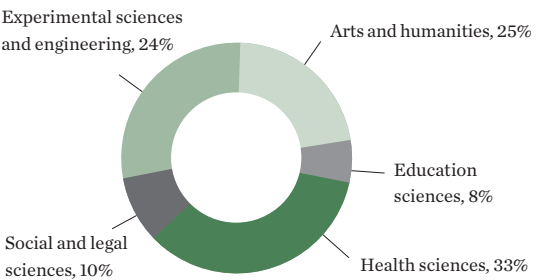
	2011-12
Number of collaboration agreements with universities and other foreign institutions	1,730
Number of international students	9,497 <sup>1</sup>
Number of international teaching staff	187

<sup>1</sup> Provisional data

Postgraduate students by knowledge area



Doctoral students by knowledge area



The faculties and schools

	EHEA bachelor's degrees			Non-EHEA bachelor's degrees			University master's degrees				TRS
	Courses offered	New students	Total number of students	New students	Total number of students	Graduates (2010-2011)	Courses offered	New students	Total number of students	Graduates (2010-2011)	Personal docente Teaching and research staff <sup>1</sup>
Total UB	60	11,014	31,531	725	15,915	8,016	145	3,240	5,484	2,115	5,306
Biology	5	526	1,940	0	472	395	13	407	515	256	362
Chemistry	3	396	1,187	1	489	235	6	78	148	66	269
Dentistry	1	116	328	2	280	112	1	21	34	20	195
Economics and Business	4	1,776	4,608	333	5,360	1,395	13	183	337	149	607
Education	3	708	1,900	1	667	689	8	190	301	98	265
Fine Arts	3	451	1,073	0	781	219	6	125	275	65	189
Geography and History	5	940	2,485	0	1,115	487	12	300	739	162	279
Geology	2	123	259	0	232	76	3	54	82	54	101
Law	5	1,306	4,125	381	2,719	1,254	7	183	302	89	356
Library and Information Science	1	106	318	1	98	122	2	22	83	18	57
Mathematics	2	264	687	0	188	71	2	13	19	14	110
Medicine	3	401	1,050	0	741	224	12	340	534	246	655
Nursing	2	459	1,296	0	326	438	3	88	134	43	330
Pharmacy	3	567	2,076	0	524	444	9	177	305	148	343
Philology	11	931	2,540	0	279	335	9	185	321	102	322
Philosophy	1	253	440	6	547	97	7	110	208	73	83
Physics	2	272	725	0	339	89	13	134	251	76	239
Psychology	1	511	2,001	0	461	439	9	168	312	110	259
Teacher Training	3	908	2,493	0	297	895	10	462	584	326	282
% women	—	62.0	63.5	48.7	57.0	68.2	—	64.5	64.6	63.5	44.4
UB-affiliated centres	5	784	2,322	—	599	506	5	236	243	—	199

<sup>1</sup> The total includes 3 lecturers affiliated at the Institute of Education Sciences



- 4,564 references to the UB's scientific activity in the written press.
- 15 million visits to the UB website in 2011.  
This figure equates to almost 40,000 per day.

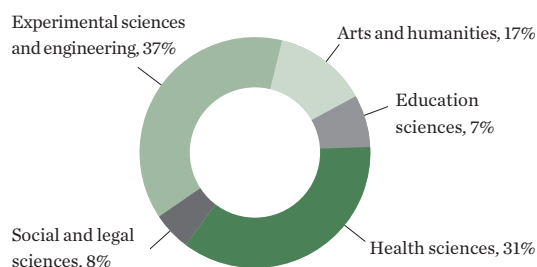


## Research and technology transfer

	2009	2010	2011
<b>Income from research and technology transfer (in thousands of euros)</b>	<b>108,680</b>	<b>81,206</b>	<b>76,339</b>
Proyectos de investigación <sup>1</sup>	76,715	55,887	52,107
Research projects and FBG contracts	15,129	9,642	6,850
Infrastructure	1,605	-	1,659
Other grants	9,515	11,632	11,217
UB agreements	3,750	2,390	2,503
FBG agreements	1,966	1,655	2,002

<sup>1</sup> This includes income generated by the University of Barcelona, the August Pi i Sunyer Biomedical Research Institute (IDIBAPS), the Bellvitge Institute for Biomedical Research (IDIBELL), the Institute for Bioengineering of Catalonia (IBEC), the Catalonia Institute for Energy Research (IREC), the Institute of Biomedical Research (IRB) and the Barcelona Science Park (PCB).

## Doctoral theses read by knowledge area (academic year 2010-2011)



<b>Barcelona Science Park</b>	<b>2011</b>
Personnel	2,105
Private companies	57
Public companies	26
Research groups and scientific services	84
<b>UB Science and Technology Centres</b>	<b>2011</b>
Internal users (principal investigators)	453
External invoicing <sup>1</sup>	4,848
Value of scientific equipment <sup>1</sup>	41,110

<sup>1</sup> In thousands of euros

<b>Research activity</b>	<b>2011</b>
Doctoral theses read (2010-2011)	593
Scientific publications <sup>1</sup>	4,068
TRS in R&D projects (%)	75.5
Contracted research doctors	231
Research grantholders	907
Research-TRS TRS	277
Consolidated research groups <sup>2</sup>	243
Active research projects	720
Priority patent applications	18
International patent applications (PCT)	22
New technology-based companies	3
UB research institutes and centres	24
Research institutes and observatories in which the UB participates	7
Interuniversity institutes	2
Documentation centres	3
Observatories	10

<sup>1</sup> Collated by the Institute for Scientific Information (ISI).

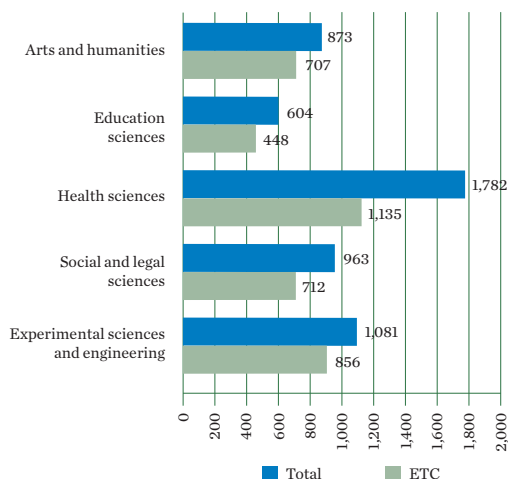
<sup>2</sup> As recognized by the Catalan government.

## Teaching and research staff (TRS)

2012	% women	
<b>Total TRS</b>	<b>5,306</b>	<b>44.4</b>
University professors	593	21.6
University schools professors	26	57.7
Tenured university lecturers	1,295	43.6
Tenured university school lecturers	237	56.1
Contracted LOU professors	1	0.0
Tenure-track 2 lecturers	266	46.6
Tenure-track 1 lecturers	206	58.3
Temporary lecturers	19	68.4
Full-time temporary lecturers	66	66.7
Adjunct lecturers	1,503	47.6
Adjunct medical lecturers	487	43.7
Assistant lecturers	93	58.1
Other researchers	202	49.5
Emeritus lecturers on early retirement plan	248	45.6
Others	64	32.8
<b>Full-time-equivalent TRS</b>	<b>3,861,5</b>	<b>44.5</b>
<b>TRS with permanent affiliation <sup>1</sup></b>	<b>2,484</b>	<b>40.6</b>

<sup>1</sup> This includes lecturers, tenure-track 2 lecturers, university- contracted temporary lecturers and contracted LOU professors.

## TRS by knowledge area: total and FTE (2012)



## Administrative and service staff (AdSS)

2012	% women	
<b>Total AdSS</b>	<b>2,294</b>	<b>64.7</b>
Civil service AdSS	996	81.9
University-contracted AdSS	1,298	51.7
AdSS/TRS ratio	0.43	

## Services and activities

2011	
<b>Library</b>	
Monographs	1,484,794
Journals and periodicals	57,098
Total loans	934,775
Reading points	6,525
<b>Sports UB users</b>	<b>8,168</b>
<b>Grantholders in services</b>	<b>408</b>
<b>Accommodation in halls of residence</b>	
UB halls of residence	910
UB-affiliated halls of residence	775
<b>UB Alumni members</b>	<b>7,091</b>

## Budget 2012

<b>Income (in thousands of euros)</b>	<b>368,225</b>
Chap.3 Fees and other income	103,220
Chap.4 Current transfers	232,685
Chap.5 Additions to capital	10,112
Chap.7 Capital transfers	22,208

<b>Expenditure (in thousands of euros)</b>	<b>368,225</b>
Chap.1 Staff costs	265,353
Chap.2 Goods and services	60,580
Chap.3 Financial costs	361
Chap.4 Current transfers	8,076
Chap.6 Real investments	32,645
Chap.7 Capital transfers	205
Chap.9 Financial liabilities	1,005

■ For the academic year 2012-2013, 16,007 students have applied to the UB for their first-choice degree, a figure that represents 33.2% of first-choice applications in the Catalan public university system and gives a **demand ratio** of 1.5 for places at the UB.



### Summary of data

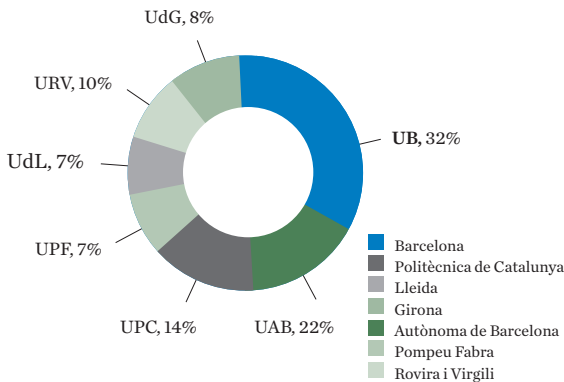
	2011-12	% women
Total students <sup>1</sup>	81,000 <sup>3</sup>	63.4
EHEA <sup>2</sup> bachelor's degrees	31,531	63.2
Non-EHEA bachelor's degrees	15,915	57.0
University master's degrees	5,484	64.6
Doctoral studies	4,681	58.0
UB postgraduate courses	8,500 <sup>3</sup>	74.1
University extension courses	906 <sup>3</sup>	50.6
Lifelong learning courses (IL3)	17,371	69.0
Students at affiliated centres	3,164	57.0
New bachelor's degree students (EHEA and non-EHEA)	11,739	61.2
New university master's degree	3,240	64.5
Full-time-equivalent bachelor's degree	39,471	62.0
Master's degree holders (2010-2011)	8,016	68.2
Doctorate degree holders (2010-2011)	2,115	63.5
Doctores (2010-2011)	467	53.5
Doctoral theses read (2010-2011)	593	53.8

<sup>1</sup> This figure does not include 3,388 students enrolled in postgraduate and lifelong learning courses jointly managed by the UB and the IL3.

<sup>2</sup> European Higher Education Area

<sup>3</sup> Provisional data

### Incoming bachelor's degree students in the Catalan public university system, 2011-2012



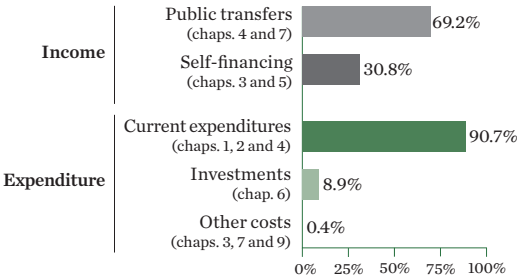
Budget 2012 <sup>1</sup>	368,225
Income from research <sup>1</sup>	76,339
Constructed area (m²)	602,381
Faculties and university schools	19
UB-affiliated centres	5
Departments	106
Teaching and research staff (TRS)	5,306
Administrative and service staff (AdSS)	2,294

<sup>1</sup> In thousands of euros

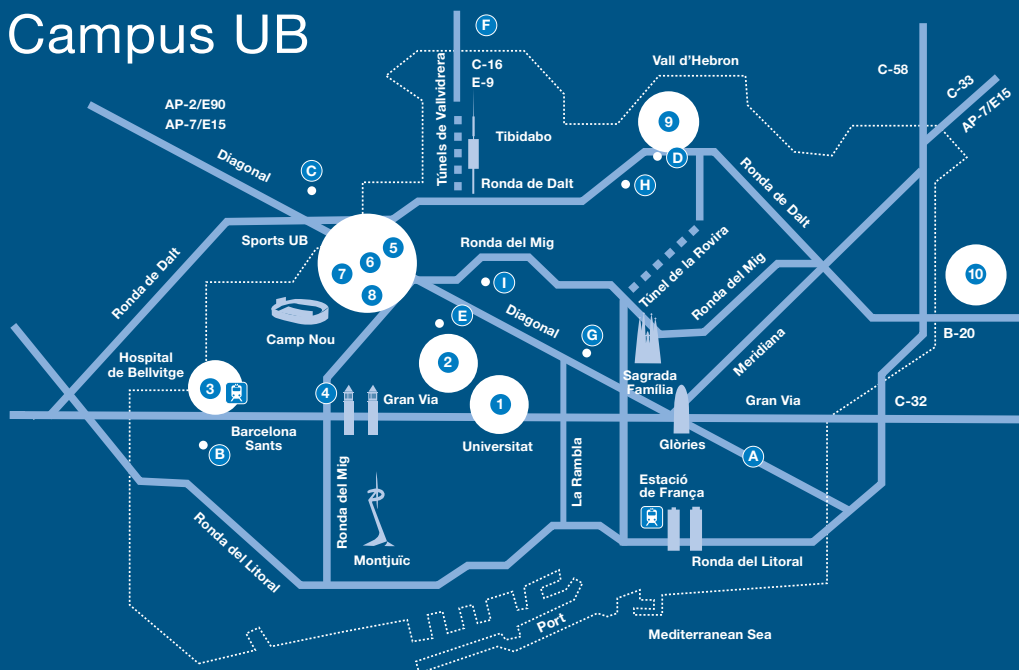
- 65 EHEA bachelor's degrees
- 6 non-EHEA bachelor's degrees
- 150 university master's degrees
- 71 doctoral programs
- 306 UB-specific postgraduate courses
- 53 university extension courses
- 470 open lifelong learning courses for corporate clients (IL3)

For the academic year 2012-2013, the UB has approved a total offering of 64 bachelor's degrees and 138 university master's degrees.

### Budget 2012



# Campus UB



## 1 Humanities Campus

- Rector's Office, General Manager's Office and general services
- Faculty of Philology
- Faculty of Philosophy
- Faculty of Geography and History
- Faculty of Mathematics

## 2 Medicine Campus Hospital Clinic August Pi i Sunyer

- Faculty of Medicine (Casanova)
- Hospital Clinic of Barcelona

## 3 Bellvitge Health Sciences Campus

- University School of Nursing
- Faculty of Medicine (Bellvitge)
- University Hospital of Bellvitge
- Faculty of Dentistry

## 4 Faculty of Library and Information Science

## Barcelona Knowledge Gateway Campus

- 5 ■ Faculty of Law
- Faculty of Economics and Business
- 6 ■ Faculty of Fine Arts
- Faculty of Biology
- Faculty of Pharmacy
- Faculty of Physics
- Faculty of Geology
- Faculty of Chemistry
- 7 ■ Barcelona Science Park
- 8 ■ Penyafort-Montserrat-Llull Halls of Residence

## 9 Mundet Campus

- Faculty of Teacher Training
- Faculty of Education
- Faculty of Psychology
- Institute of Education Sciences

## 10 Food and Nutrition Torribera Campus

- A ■ Institute for Lifelong Learning
- B ■ National Institute of Physical Education of Catalonia
- C ■ Sant Joan de Déu University School of Nursing
- D ■ University School of Hotel Management and Tourism
- E ■ School of Labour Relations
- F ■ School of Cinema and Audiovisual Studies of Catalonia
- G ■ Industrial Relations
- H ■ Center for International Historical Studies
- I ■ Sant Jordi Hall of Residence



Gran Via de les Corts Catalanes, 585  
08007 Barcelona  
Tel.: 934 021 100  
[www.ub.edu](http://www.ub.edu)