

The University of Barcelona in figures

October 2019



UNIVERSITAT DE
BARCELONA



UNIVERSITAT DE BARCELONA

Since it was founded in 1450, the University of Barcelona has worked tirelessly in the pursuit of academic and research excellence, and today it is looked to as a national and international leader in education, science and knowledge.

The University's academic offer, rooted in the values of quality and innovation, attracts over 60,000 students a year and encompasses all of the major branches of knowledge: humanities, health sciences, social sciences, experimental sciences and engineering. The 2019 edition of the Europe Teaching Rankings in *Times Higher Education* placed the University of Barcelona 29th in Europe, and it continues to be among the top 200 universities in the world, according to the Academic Ranking of World Universities.

The UB, which is the only Spanish member of the European League of Research Universities, has bolstered its status as a research-intensive university, while consolidating its position as the most innovative university in Spain, as illustrated in the Reuters Ranking Top 100: The World's Most Innovative Universities, where it is ranked 75th worldwide. Moreover, nineteen researchers from the UB were recognized as ICREA Academia fellows in 2018 and fourteen UB researchers are listed in the most cited scientists report (Highly Cited Researchers), with a worldwide scope. In the area of research structures, the Institute of Neurosciences and the Institute of Theoretical and Computational Chemistry have been distinguished with the María de Maeztu accreditation.

Efforts to promote internationalization have been made around two major axes: active participation in networks and reinforcement of interuniversity alliances. The creation of the Charm-EU alliance, led by the University of Barcelona in partnership with Trinity College Dublin, the University of Utrecht, the University of Montpellier and the Loránd Eötvös Uni-

versity in Budapest, is a particularly good example. Likewise, the project for the Campus of the Americas with Pablo de Olavide University of Seville and the University of Salamanca is being developed to promote the exchange opportunities for postgraduate and doctoral students from Central and South America.

The UB has continued to broaden its infrastructure with the opening of the Dolors Aleu building, which houses a variety of facilities including the Aleu hall of residence, with a capacity for more than 500 students, a bibliographic archive, study rooms and coworking areas. Each of these spaces has been designed in accordance with the UN Sustainable Development Goals.

These many achievements, together with progress towards finalizing our Third Equality Plan, the launch of the Support Programme for Refugees from Conflict Zones, and ongoing policies and actions in pursuit of sustainable development, support the University of Barcelona's claim to be among the leading institutions in our society.

On the pages that follow, then, you will find the figures that reflect the most noteworthy activities carried out by the UB over the course of the academic year 2018-2019.



Joan Elias
Rector

The University of Barcelona is among the 200 leading universities in the world according to the **Academic Ranking of World Universities (ARWU) 2019** and the **QS World University Rankings 2019**.

The **performance ratio** (ratio of credits passed to credits enrolled) was **84%** for bachelor's degrees and **95%** for university master's degrees.

Students

	2016-2017	2017-2018	2018-2019	% women
New bachelor's degree students	10,389	10,364	10,319	62.7
Bachelor's degree students	42,997	42,377	42,165	62.7
Full-time-equivalent students in bachelor's degrees	37,235	36,597	36,634	63.4
Bachelor's degree graduates	7,317	7,035	no data	63.7
New university master's degree students	3,594	3,680	3,212	60.2
University master's degree students	5,235	5,360	5,205	61.4
Full-time-equivalent master's degree students	4,089	4,183	3,725	60.9
University master's degree graduates	3,121	3,273	no data	61.3
Distance-learning bachelor's and university master's degree students ¹	1,555	1,416	1,631	60.6
Students at UB-affiliated centres (bachelor's degrees and university master's degrees)	4,390	4,764	4,755	51.3
Students in UB-specific master's degrees, specialization/postgraduate diplomas and expert courses	9,193	9,437	9,079 ²	72.2
University extension course students	1,263	1,146	962 ²	51.7
Lifelong learning students (IL3)	19,195	18,906	15,431	63.0
Students in non-curricular placements	3,418	3,248	no data	—

¹ Through UNIBA, a UB-affiliated centre

² Provisional data

Further training

		% women
School of Modern Languages	3,899	62.9
Hispanic Studies	1,684	63.4
University of Experience	1,414	66.2
Els Juliols	1,205	65.0
Gaudir UB	2,889	65.5

Other students

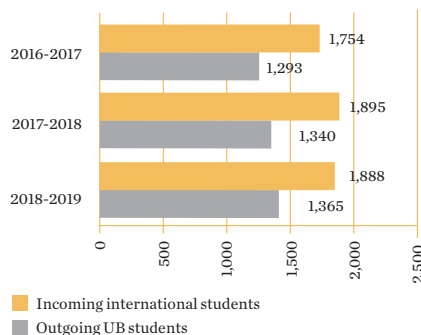
		% women
Language Services: Catalan language courses	1,101	64.6
School of Professional Development (IDP)	11,748	72.5
Courses for Senior Citizens	4,075	76.0

Teaching improvement and innovation

Teaching innovation

Consolidated teaching innovation groups	79
Teaching innovation groups	19
Funded teaching innovation projects	118
PDI involved in IDP training activities (%)	65.6
Massive open online courses (MOOC)	10

Mobility under exchange agreements



Internationalization

Universities and other institutions outside Spain with agreement	3,769
Active Erasmus+ projects	54
Student nationalities	129 ¹
International students	10,416 ¹
International teaching staff	456

¹ Provisional data

The UB has **agreements** with **116 of the top 200 universities in the world** (*Times Higher Education*).

Faculties

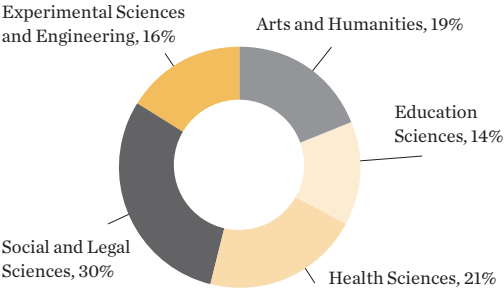
	Bachelor's degrees					University master's degrees				PDI
	Course offerings ¹	New students	Total students	Full-time-equivalent students	Graduates (2017-2018)	Course offerings	New students	Total students	Graduates (2017-2018)	
Faculties	62	10,319	42,165	36,634	7,035	146	3,212	5,205	3,273	5,773
Biology	6	551	2,132	1,931	426	15	306	371	326	374
Chemistry	3	368	1,563	1,355	241	8	140	218	147	246
Earth Sciences	3	128	433	388	38	4	56	116	50	90
Economics and Business	5	1,670	6,908	6,007	1,063	16	261	485	295	593
Education	5	1,449	5,974	5,204	1,153	13	598	768	581	628
Fine Arts	3	405	1,546	1,364	264	5	46	89	70	196
Geography and History	5	706	2,840	2,279	422	13	300	565	251	281
Information and Audiovisual Media	2	168	582	442	94	4	11	33	40	75
Law	6	1,353	5,240	4,485	891	12	305	728	281	403
Mathematics and Computer Science	2	263	1,134	841	151	3	43	69	27	107
Medicine and Health Sciences	6	978	4,385	4,203	811	12	426	591	377	1,474
Pharmacy and Food Sciences	3	536	2,567	2,371	410	7	111	126	188	344
Philology and Communication	11	784	2,887	2,494	411	9	148	293	163	319
Philosophy	1	206	664	523	83	6	87	139	96	79
Physics	2	263	1,198	947	167	10	148	216	168	256
Psychology	1	491	2,112	1,800	410	9	226	398	213	303
% women	—	62.7	62.7	63.4	63.8	—	60.2	61.4	61.4	47.1
UB-affiliated centres ³	12	1,131	4,296	4,051	670	11	1,122	2,090	645	509

¹Includes the UB-specific degree in Private Investigation, taught at the Faculty of Law, and the bachelor's degree in Biomedical Sciences, taught at the faculties of Biology and of Medicine and Health Sciences

²The total includes five lecturers affiliated to the IDP

³Includes students at UNIBA, a UB-affiliated centre

Total students (bachelor's and university master's degrees) by branch of knowledge



Average ratings for teaching staff are **7.35** among bachelor's degree students and **7.83** among university master's degree students.

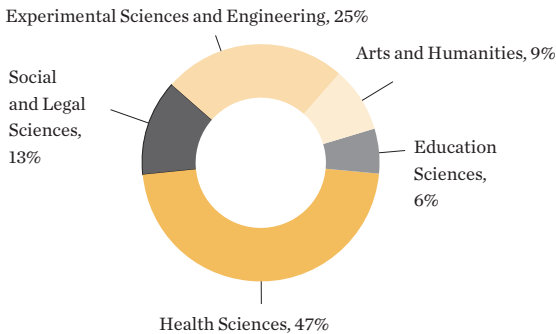


Research and technology transfer

	2016	2017	2018
Research funding received through competitive and non-competitive channels (thousands of euros)	107,326	88,326	133,383
Research projects	47,384	15,399 ¹	31,647
Complementary actions	—	376	85
HR grants	4,302	11,977	12,378
Other grants	3,378	4,443	10,273
Infrastructure	657	—	192
Research agreements	445	522	759
Bosch i Gimpera Foundation (FBG) contracts	12,532	10,748	13,658
Services provided by Science and Technology Centres to other institutions	3,250	3,373	3,445
Funding received by UB researchers at other institutions part-funded by the UB ²	35,377	41,487	60,947

¹ Without Ministry of Economy, Industry and Competitiveness funding call
² August Pi i Sunyer Biomedical Research Institute (IDIBAPS), Bellvitge Biomedical Research Institute (IDIBELL), Institute for Bioengineering of Catalonia (IBEC), Catalonia Institute for Energy Research (IREC), Institute for Research in Biomedicine (IRB), Centre for Ecological Research and Forestry Applications (CREAF), Institute of Space Studies of Catalonia (IEEC), Barcelona Institute for Global Health (ISGlobal) and Centre for Research in Agricultural Genomics (CRAG)

Doctoral theses read by branch of knowledge



	2016	2017	2018
Trainee researchers	4,890	4,714	4,690
Projects as part of industrial doctorate programmes	16	12	18
Doctoral theses read	1,158	461	541 ¹
Scientific publications (WoS)	5,381	5,714	5,707

¹ Provisional data

Research structures

UB research institutes	15
University research institutes	2
Research centres	5
Research institutes with UB participation	10
Inter-university institutes	5
UB Observatories	10
Observatories with UB participation	2
Documentation centres	3

Research

Active research projects	877
Horizon 2020 projects	34
Projects awarded by the European Research Council	4
Consolidated research groups	251

Knowledge and technology transfer

FBG contracts	719
License agreements	15
New technology-based spin-offs	2
Patents applications	69
Invention disclosures	50

Staff

Ratio PDI engaged in research / PDI FTC ¹	74.22
Teaching staff engaged in research	2,240
Senior researchers ²	73
Junior researchers ³	52
Postdoctoral researchers	69
Trainee (pre-doctoral) researchers	574
Research technicians and assistants	466
FBG researchers	327
FBG research technicians and assistants	147

¹ FTC stands for “PDI with full-time contract”
² Includes ICREA and Ramon y Cajal researchers
³ Includes Beatriu de Pinós, Juan de la Cierva and other researchers

The **scientific equipment** owned by the UB's Science and Technology Centres has a total value of **42 million euros**.
107 companies based at the Barcelona Science Park.

The University of Barcelona is the best-positioned public university in Spain according to the **QS Graduate Employability Ranking**, occupying position **80** worldwide.

24,500 published references to UB research papers.

16 million visits to the UB website in 2018.

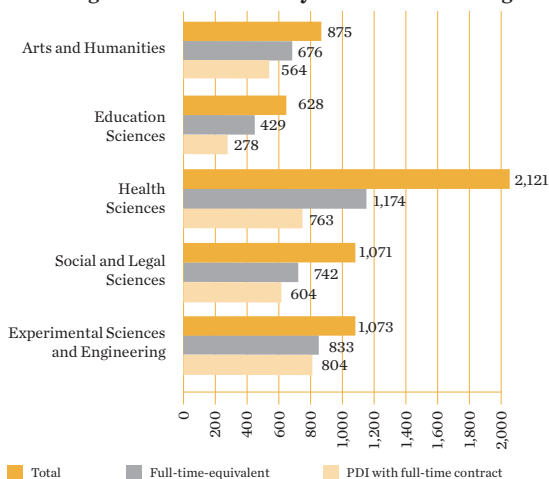
Teaching and research staff

		% women
Total PDI	5,773	47.1
Professors	454	22.7
University school professors	15	60.0
Associate professors	975	43.5
University school associate professors	106	53.8
Non-statutory professors	24	12.5
Senior lecturers	542	50.7
Assistant lecturers	115	50.4
Collaborating lecturers on an open ended contract	78	66.7
Adjunct lecturers	2,426	51.7
Adjunct medical lecturers	741	48.6
Researchers	176	46.0
Emeritus professors	50	20.0
Other teaching staff ¹	71	45.1
PDI with permanent affiliation²	2,194	42.7
Full-time-equivalent PDI	3,857,6	46.8
PDI with full-time contract	3,017,9	45.6

¹ This includes visiting lecturers, emeritus professors on the early retirement programme, and lecturers on temporary assignment to the IDP.

² This includes full professors, senior lecturers, collaborating lecturers on an open-ended contract and non-statutory professors.

Teaching and research staff by branch of knowledge



Administrative and service staff

		% women
Total PAS	2,362	64.0
Statutory PAS	1,041	79.7
Non-statutory PAS	1,321	51.6
PAS:PDI ratio	0,41	
PAS:FTE PDI ratio	0,61	

Services

Library	
Libraries	16
Monographs	1,773,469
Journals and periodicals	75,704
Total loans	553,899
Reading desks	6,518
UB Sports users	4,173
Grant-holders in UB services and faculties	760
Job Club participants	1,002
UB Alumni members	7,695
Participants in UB Volunteering programmes	2,095

Cultural activities

Participants in guided tours of the Historic Building	4,576
Concerts in the Season of Music at the UB	18
Temporary exhibitions in the Virtual Museum	13

Budget

Income (thousands of euros)	386,111
Chap. 3 Fees and other income	124,413
Chap. 4 Current transfers	240,303
Chap. 5 Additions to capital	12,446
Chap. 7 Capital transfers	8,948
Expenditure (thousands of euros)	386,111
Chap. 1 Staff costs	281,821
Chap. 2 Acq. goods and services	70,479
Chap. 3 Financial costs	2,820
Chap. 4 Current transfers	8,010
Chap. 6 Real investments	17,842
Chap. 8 Financial assets	1,300
Chap. 9 Financial liabilities	3,839

Course offerings

- 74 bachelor's degrees
- 12 dual study pathways
- 157 university master's degrees
- 48 doctoral programmes
- 215 specialization/postgraduate diplomas
- 350 master's degree courses
- 139 expert courses
- 101 advanced university courses
- 97 university extension courses
- 709 lifelong learning courses (IL3)
 - 1 UB-specific degree
- 12 bachelor's degrees and 11 university master's degrees taught at **affiliated centres**
- 7 university master's degrees and 2 **Erasmus Mundus** doctoral programmes

For the **academic year 2019-2020**, a total of **73** bachelor's degrees, **13** dual study pathways, **157** university master's degrees and **48** doctoral programmes have been approved.

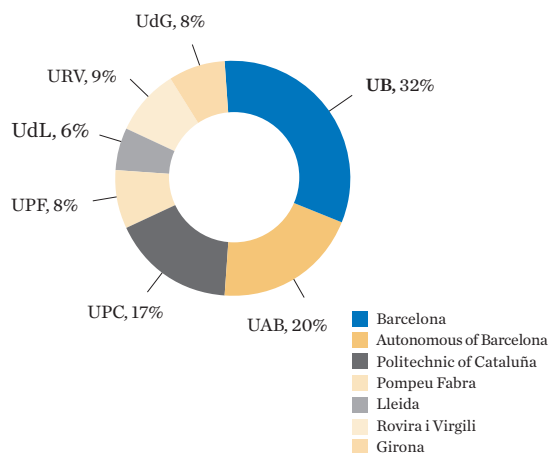
Students

42,165 bachelor's degree students
5,205 university master's degree students
4,690 doctoral students
10,041¹ postgraduate students

¹ Provisional data

10,308 graduates of bachelor's and university master's degrees and **461 doctoral theses** submitted in the academic year 2017-2018.

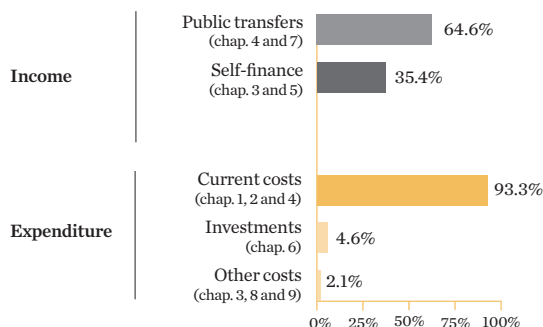
Bachelor's degree students at Catalan public campus universities



For the **academic year 2019-2020**, 14,736 students have chosen the UB as their **first option**. This figure represents 31% of first-choice applications in the Catalan public university system. With 10,988 places offered, this puts the **demand ratio** for places at the UB at 1.3.

16 faculties
60 departments and **1** training and research unit
682,800 m² of constructed area
16 libraries
9 affiliated centres
5,773 teachers and researchers
2,362 administrative and service staff

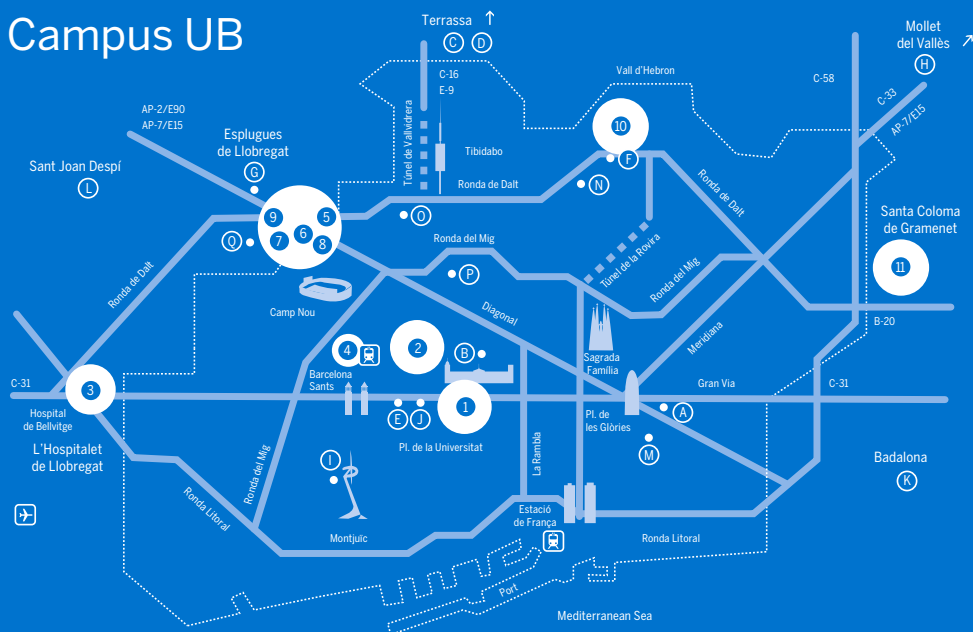
Budget



386,110,607 euros budgeted.
133,383,320 euros secured for research and technology transfer.

Some of the figures in this document are subject to final confirmation. Figures for academic year 2018-2019.

Campus UB



- 1 Humanities Campus**
- Rector's Office, General Manager's Office and general services
 - Faculty of Philology and Communication
 - Faculty of Philosophy
 - Faculty of Geography and History
 - Faculty of Mathematics and Computer Science

- 2 Medicine Campus Clínic August Pi i Sunyer**
- Faculty of Medicine and Health Sciences
 - Hospital Clínic of Barcelona
 - Hall of Residence Ramon Llull

- 3 Bellvitge Health Sciences Campus**
- Faculty of Medicine and Health Sciences
 - University Hospital of Bellvitge

- 4 Faculty of Information Science and Audiovisual Media**

- Barcelona Knowledge Gateway Campus**
- 5** ■ Faculty of Economics and Business
 - Faculty of Law
 - 6** ■ Faculty of Biology
 - Faculty of Chemistry
 - Faculty of Earth Science
 - Faculty of Fine Arts
 - Faculty of Pharmacy and Food Science
 - Faculty of Physics
 - 7** ■ Barcelona Science Park
 - 8** ■ Penyaforat-Montserrat Hall of Residence
 - Aleu University Residence
 - 9** ■ Sports UB

- 10 Mundet Campus**
- Faculty of Education
 - Faculty of Psychology
 - Institute of Education Sciences

- 11 Food and Nutrition Torribera Campus**
- Faculty of Pharmacy and Food Science

- A** ■ Humanities and Social Sciences Park
- B** ■ School of New Interactive Technologies (ENTI)
- C** ■ School of Cinema and Audiovisual Studies of Catalonia (ESCAC)
- D** ■ School of Trade and Distribution (ESCODI)
- E** ■ School of Public Relations (ESRP)
- F** ■ CETT University School of Hotel Management
- G** ■ Sant Joan de Déu University School of Nursing
- H** ■ Institute of Public Safety of Catalonia (ISPC)
- I** ■ National Institute of Physical Education of Catalonia (INEFC)
- J** ■ Area of Further Training (AFC)
- School of Modern Languages (EIM)
- K** ■ El Carme Cultural Centre
- Area of Further Training (EIM)
- L** ■ Torre de la Creu
- Area of Further Training (EIM)
- M** ■ Institute for Lifelong Learning (IL3-UB)
- N** ■ Center for International Historical Studies (CEHI)
- O** ■ Finca Pedro Pons
- CEI International Affairs
- Ombuds Officer
- Doctors' Senate
- P** ■ Sant Jordi Hall of Residence
- Q** ■ Student Support Service (SAE)



UNIVERSITAT DE
BARCELONA

Gran Via de les Corts Catalanes, 585
08007 Barcelona
Tel.: 934 021 100
www.ub.edu

